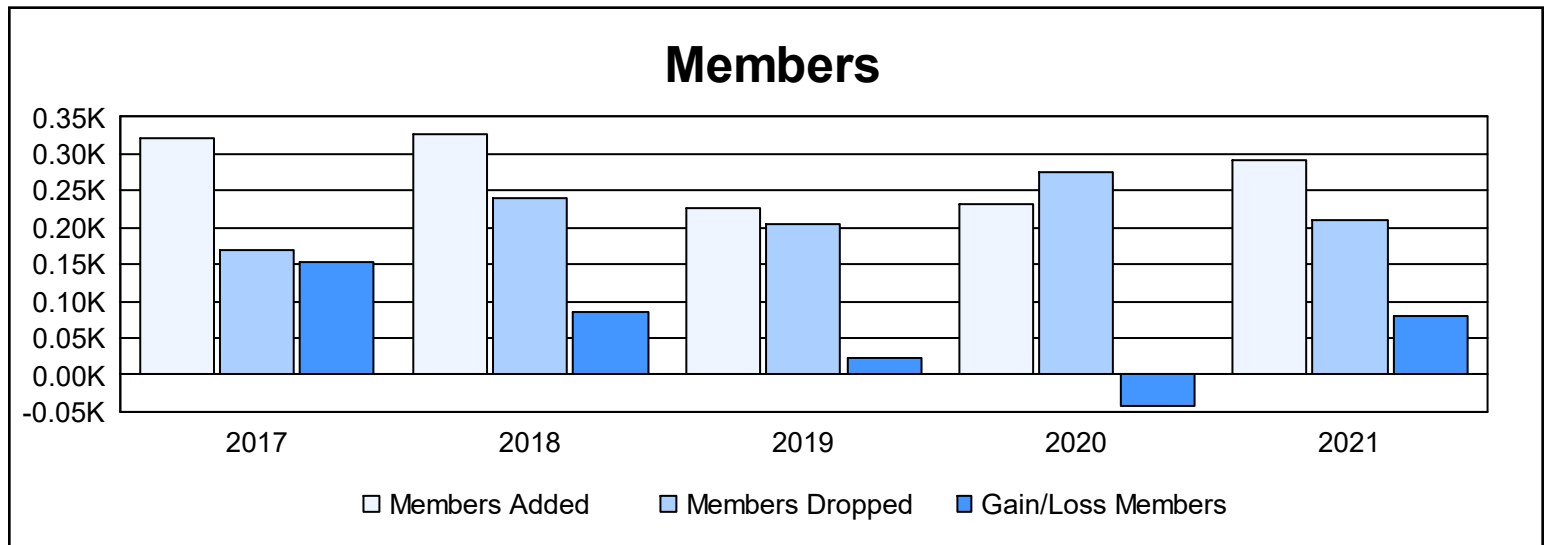
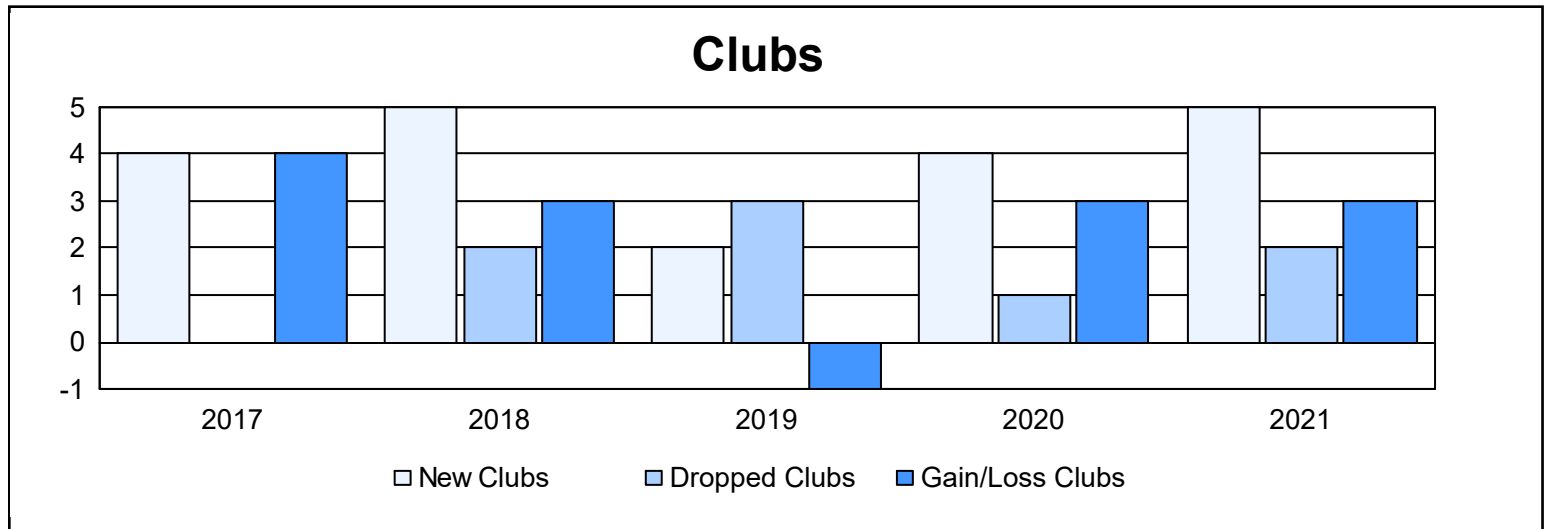
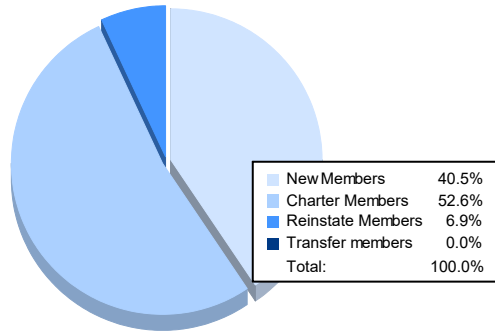


Year	New Clubs	Dropped Clubs	Gain/ Loss Clubs	New Members	Charter Members	Reinstate Members	Transfer Members	Total Member Added	Total Members Dropped	Gain/ Loss Members
2016-2017	4	0	4	210	106	3	3	322	170	152
2017-2018	5	2	3	178	131	10	7	326	240	86
2018-2019	2	3	-1	153	52	20	2	227	204	23
2019-2020	4	1	3	93	124	10	6	233	276	-43
2020-2021	5	2	3	118	153	20	0	291	210	81
<b>Average</b>	<b>4</b>	<b>2</b>	<b>2</b>	<b>150</b>	<b>113</b>	<b>13</b>	<b>4</b>	<b>280</b>	<b>220</b>	<b>60</b>



### Membership Composition June 2021 Cumulative



### Gender Composition June 2021 Cumulative

